Docusign Envelope ID: 58C4E519-79DE-4A2C-9DC4-9EC8ECA11373

Alcohol and Marijuana Control Office
550 W 7th Avenue, Suite 1600
Anchorage, AK 99501
marijuana.licensing@alaska.gov
https://www.commerce.alaska.gov/web/amco
Phone: 907.269.0350

Alaska Marijuana Control Board

Form MJ-02: Premises Diagram

Why is this form needed?

A detailed diagram of the proposed licensed premises is required for all marijuana establishment license applications, per 3 AAC 306.020(b)(8). **All areas designated as the licensed premises of a single license must be contiguous. All diagrams must have the licensed premises area labeled, and outlined or shaded as appropriate.**

What must be submitted with this form?

Applicants must attach multiple diagrams to this form, including (as applicable):

- **Diagram 1:**
  A diagram showing only the licensed premises areas that will be ready to be **operational at the time of your preliminary inspection** and license issuance;

- **Diagram 2:**
  If different than Diagram 1, a diagram outlining **all areas for which the licensee has legal right of possession** (a valid lease or deed), and clearly showing those areas' relationship to the current proposed licensed premises *(details of any planned expansion areas do not need to be included; a complete copy of Form MJ-14: Licensed Premises Diagram Change or Form MJ-31: Walk-Up or Drive-Through Exterior Window Pick-Up Diagram and Operating Plan must be submitted and approved before any planned expansion area may be added to the licensed premises);*

- **Diagram 3:**
  A **site plan or as-built of the entire lot**, showing all structures on the property and clearly indicating which area(s) will be part of the licensed premises;

- **Diagram 4:**
  An **aerial photo of the entire lot and surrounding lots**, showing a view of the entire property and surrounding properties, and clearly indicating which area(s) will be part of the licensed premises *(this can be obtained from sources like Google Earth)*; and

- **Diagram 5:**
  A diagram of the **entire building in which the licensed premises is located**, clearly distinguishing the licensed premises from unlicensed areas and/or premises of other licenses within the building. If your proposed licensed premises is located within a building or building complex that contains multiple business and/or tenants, please provide the addresses and/or suite numbers of the other businesses and/or tenants *(a separate diagram is not required for an establishment that is designating the entire building as a single licensed premises)*.

This form, and all necessary diagrams that meet the requirements on Page 2 of this form, must be completed and submitted to AMCO's Anchorage office before any new or transfer license application will be considered complete.

Section 1 – Establishment Information

Enter information for the business seeking to be licensed, as identified on the license application.

Licensee:	Moon Forest Legends, LLC	**MJ License #:**	22369		
License Type:	Standard Marijuana Cultivation Facility				
Doing Business As:	Moon Forest Legends				
Premises Address:	108 E. Schrock Rd				
City:	Wasilla	**State:**	Alaska	**ZIP:**	99654

Docusign Envelope ID: 58C4E519-79DE-4A2C-9DC4-9EC8ECA11373

Form MJ-02: Premises Diagram

Section 2 – Required Information

For your security, do not include locations of security cameras, motion detectors, panic buttons, and other security devices. However, AMCO will require full coverage of the walk-up or drive-through exterior window area as required by 3 AAC 306.380(b) and (g) for marijuana retail establishments. *Items marked with a double asterisks (**) are only required for those retail marijuana establishments that are also applying for an onsite consumption endorsement.*

The following details must be included in all diagrams:

- ☐ **License number and DBA**
- ☐ **Legend or key**
- ☐ **Color coding**
- ☐ **Licensed Premises Area Labeled and Shaded, or Outlined as appropriate**
- ☐ **Dimensions**
- ☐ **Labels**
- ☐ **True north arrow**

The following additional details must be included in Diagram 1:

- ☐ **Surveillance room**
- ☐ **Restricted access areas**
- ☐ **Storage areas**
- ☐ **Entrances, exits, and windows, including walk-up or drive-through exterior window for marijuana retail establishments**
- ☐ **Walls, partitions, and counters**
- ☐ **Any other areas that must be labeled for specific license or endorsement types**
- ☐ **** Serving area(s)**
- ☐ ****Employee monitoring area(s)**
- ☐ ****Ventilation exhaust points, if applicable**

The following additional details must be included in Diagram 2:

- ☐ **Areas of ingress and egress**
- ☐ **Entrances and exits**
- ☐ **Walls and partitions**

The following additional details must be included in Diagrams 3 and 4:

- ☐ **Areas of ingress and egress**
- ☐ **Cross streets and points of reference**

The following additional details must be included in Diagram 5:

- ☐ **Areas of ingress and egress**
- ☐ **Entrances and exits**
- ☐ **Walls and partitions**
- ☐ **Cross streets and points of reference**

Initial: DS CB

I hereby certify that I am the person herein named and subscribing to this application and that I have read the complete application, and I know the full content thereof. I declare that all of the information contained herein, and evidence or other documents submitted are true and correct. I understand that any falsification or misrepresentation of any item or response in this application, or any attachment, or documents to support this application, is sufficient grounds for denying or revoking a license/permit. I further understand that it is a Class A misdemeanor under Alaska Statute 11.56.210 to falsify an application and commit the crime of unsworn falsification.

Christopher Barlow
Printed name of licensee

DocuSigned by: Christopher Barlow
Signature of licensee

Docusign Envelope ID: 58C4E519-79DE-4A2C-9DC4-9EC8ECA11373

Section 3 – Cultivation Applicants ONLY

Review the requirements under 3 AAC 306.420 and 3 AAC 306.430.

3.1. Describe the site of the space(s) the marijuana cultivation facility intends to be under cultivation, including dimensions and overall square footage. Provide your calculations below:

Moon Forest Legends will have the following areas under cultivation:
Flower Room 1 - 459.51 sqft
Flower Room 2 - 459.51 sqft
Flower Room 3 - 459.51 sqft
Flower Room 4 - 366 sqft
Flower Room 5 - 366 sqft
Veg or Flower Room - 206 sqft
Mother/Clone Room - 166 sqft

Docusign Envelope ID: 58C4E519-79DE-4A2C-9DC4-9EC8ECA11373

Room Schedule

#	Name	Area	Wall Finish	Ceiling Finish	Base Finish	Floor Finish	Comments
101	ENTRY	193 SF	(E)	(E)	RB1	(E)	(E)
102	RESTROOM	44 SF	(E)	(E)	RB1	(E)	(E)
103	OFFICE	112 SF	(E)	(E)	RB1	(E)	(E)
104	CORRIDOR	302 SF	(E)	(E)	RB1	(E)	(E)
105	VEG	388 SF	(E)	(E)	RB1	(E)	(E)
106	BLOOM	388 SF	(E)	(E)	RB1	(E)	(E)
107	BLOOM	388 SF	(E)	(E)	RB1	(E)	(E)
108	DRYING	130 SF	(E)	(E)	RB1	(E)	(E)
109	UPPER LEVEL	369 SF	(E)	(E)	(E)	(E)	(E)
110	Room	365 SF	PLY/P1	GYP/P1	RB1	C	
111	Room	266 SF	PLY/P1	GYP/P1	RB1	C	
112	Room	194 SF	PLY/P1	GYP/P1	RB1	C	
113	Room	155 SF	PLY/P1	GYP/P1	RB1	C	

ROOM SCHEDULE LEGEND

GYP: GYPSUM WALL BOARD
MR: MOISTURE RESISTANT GYPSUM
P1: LATEX ACRYLIC, MOLD/MOISTURE RESISTANT PAINT
RB1: 4" (MIN) RUBBER COVE BASE
C: SLAB ON GRADE, SEALED
PLY: 1/2" PLYWOOD

Door Schedule

Door #	Width x Height	Type	Room	Door Material	Frame Material	Hardware Group	Comments
101	36"x80"	FLUSH		WD	WD	L	2,3
102	36"x80"	FLUSH		WD	WD	L	2,3
103	36"x80"	FLUSH		WD	WD	L	2,3
104	36"x80"	FLUSH		WD	WD	L	2,3

DOOR SCHEDULE LEGEND

IHM: INSULATED HOLLOW METAL
WD: SOLID CORE WOOD

1. DOOR CLOSER
2. WEATHERSTRIPPING
3. KICKPLATE

DOOR HARDWARE SCHEDULE LEGEND

L: PASSAGE LATCH, NO LOCK OPTION
E: ENTRY LATCH, COMMERCIAL LOCK
P: PRIVACY LATCH
C: KEYED LATCH, KEY ONLY OPERATION

KEY - SYMBOL - LEGEND

- EXISTING WALL
- NEW EXTERIOR WALL
- NEW INTERIOR WALL
- NEW 2x6(PLUMBING) WALL
- FIRE EXTINGUISHER, 2A:10BC, MOUNT 48" AFF (MEASURED TO GRIP)
- EXIT SIGN
- CO2 MONITOR & ALARM
- EMERGENCY LIGHT, 90 MINUTE BATTERY
- EXTERIOR EGRESS LIGHT

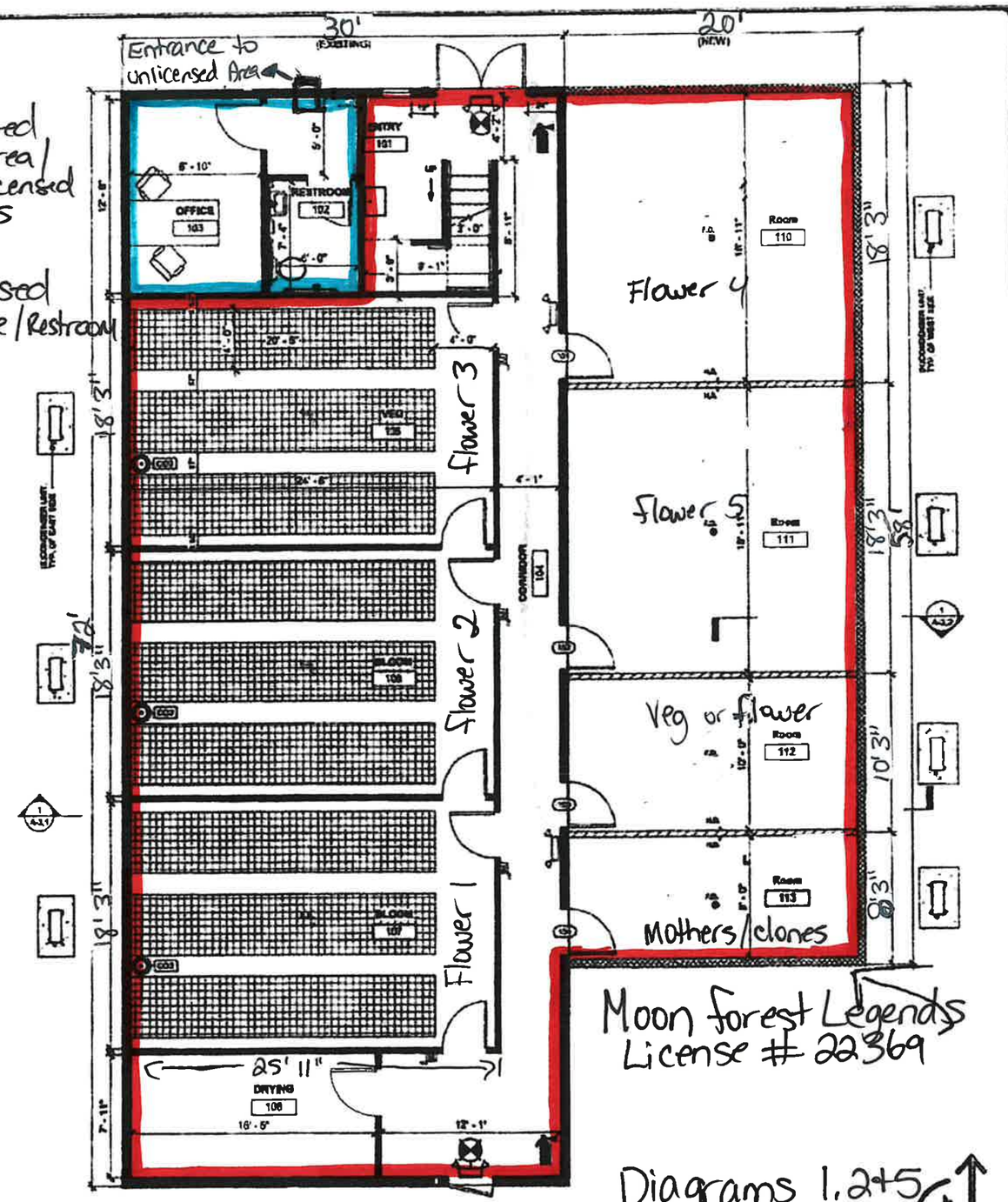

1 Level 1 Floor Plan
1/4" = 1'-0"

NOTE USE HALF INDICATED SCALE FOR 11X17 DRAWINGS

210403

Determine DESIGN

Determine DESIGN LLC AECL1613
903 W. NORTHERN LTS. BLVD # 206
ANCHORAGE, AK 99503
Office: (907)339-9100
dan@determinedesign.com

Copyright Determine Design LLC Other or additional rights to reproduce, use and or sale of this design or plans for construction.

Sheet Issue Date: 5/13/2021 8:50:46 AM
Drawn by: CNH
Checked by: DHC

SCHEMATIC DEVELOPMENT PHASE

NOT FOR CONSTRUCTION

Address: 108 E Schrock RD. Wasilla, AK 99654

A-1.1

Docusign Envelope ID: 58C4E519-79DE-4A2C-9DC4-9EC8ECA11373

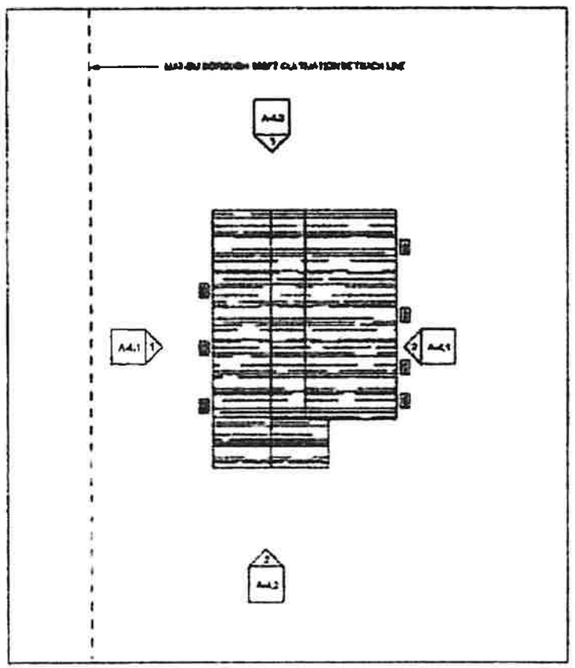

2 Enlarged Building
1" = 20'-0"

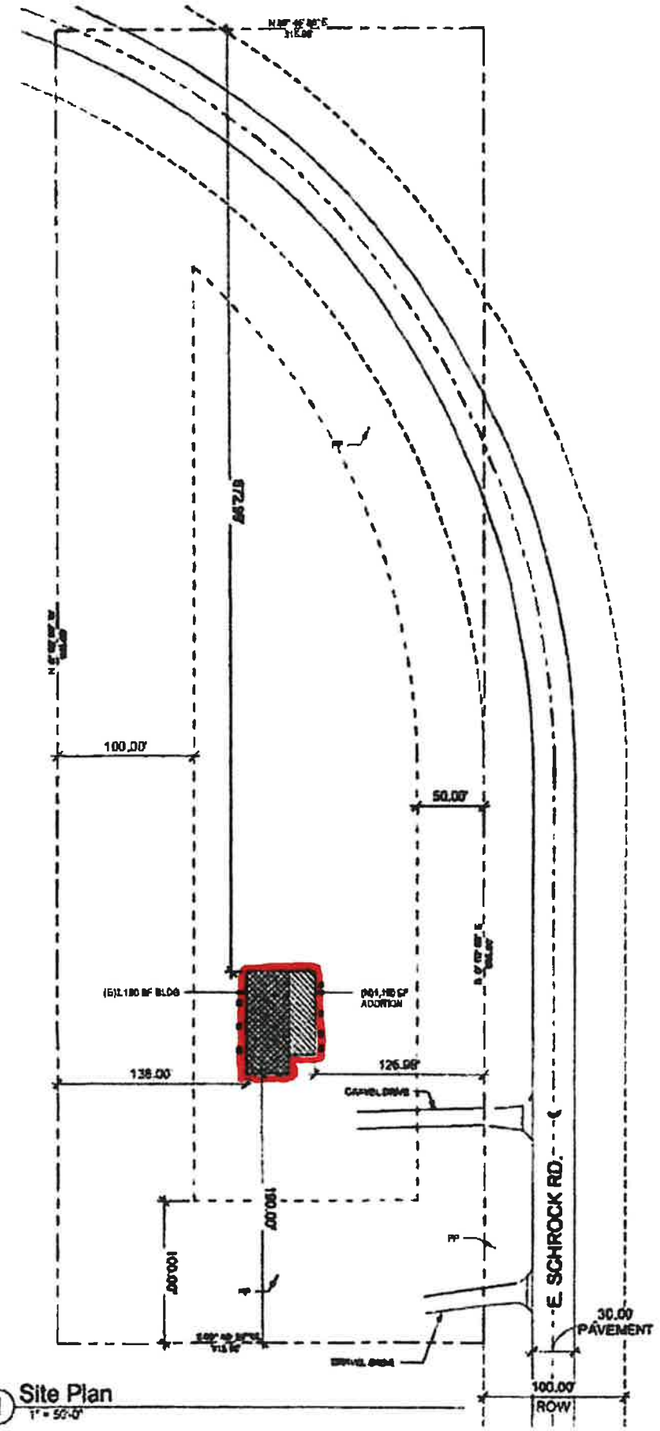

1 Site Plan
1" = 50'-0"

Site Data:
LEGAL: TOWNSHIP 18N RANGE 1W SECTION 15 LOT C8
ADDRESS: 108 E SCHROCK RD.
CITY, STATE: WASILLA, AK
ZONING: N/A
LOT SIZE: 291,852 SF
PARCEL: 22780

☐ – proposed Licensed premises/ Right to possession

Moon forest Legends
License #22369

Diagram 3

NOTE: USE HALF INDICATED SCALE FOR 11X17 DRAWINGS

210403

Determine DESIGN

Determine DESIGN LLC AECL1613
903 W. NORTHERN LTS. BLVD # 206
ANCHORAGE, AK 99503
Office: (907)339-9100
dan@determinedesign.com

Sheet Issue Date: 6/13/2021 8:50:48 AM
Drawn by: CMH
Checked by: DHC

SCHEMATIC DEVELOPMENT PHASE

Project Title:
Prepared for:
Sheet Title: Site Plan
Address: 108 E Schrock RD. Wasilla, AK 99654

SD-1

Moon forest Legends License # 22369

Diagram 4

□ – proposed Licensed Premises

Docusign Envelope ID: 58C4E519-79DE-4A2C-9DC4-9EC8ECA11373